

Who we are:

CornerCap is a 100% employee owned boutique asset management firm based in Atlanta, GA. The firm manages high active share, relative value equity portfolios for institutions and individuals utilizing its Fundametrics research process. Fundametrics is a systematic approach to fundamental, bottom up investing that provides consistent and repeatable execution while eliminating bias and emotion from investment decision making. As of December 31, 2023, CornerCap manages approximately \$1.2 billion in assets.

- Relative value discipline
- Small, SMID, Large and International Small Strategies
- Boutique client service

Why CornerCap is different:

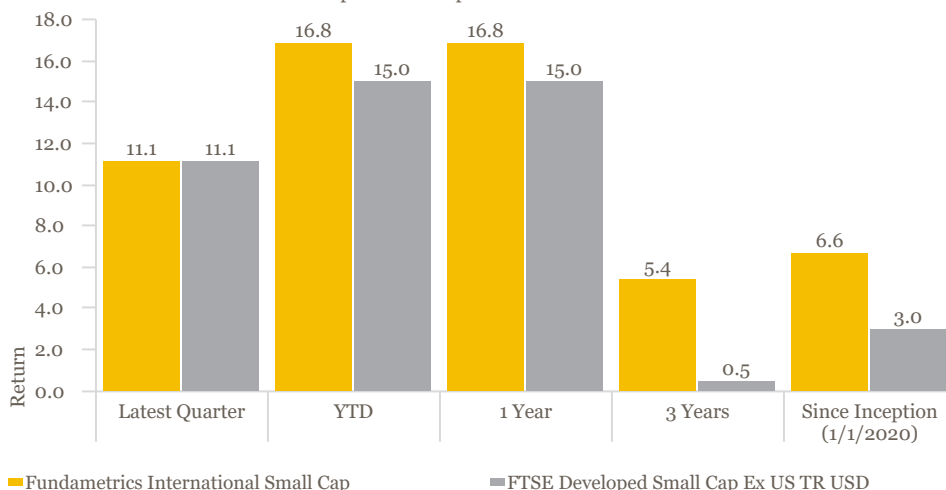
- Resources and time completely dedicated to evaluating quantifiable factors that matter to investing
- Uniquely customized Peer Groups that improve factor efficacy and stock selection
- Separate and distinct Financial Warnings to identify and avoid stocks with risk characteristics
- Measurable, bottom-up fundamentals provide consistent, repeatable results

Portfolio Management:

Name	Start Date	
	Industry	CornerCap
Jeffrey Moeller, CFA	2000	2000
Cannon Carr	1996	2007
Joshua Tucker, CFA	2009	2014

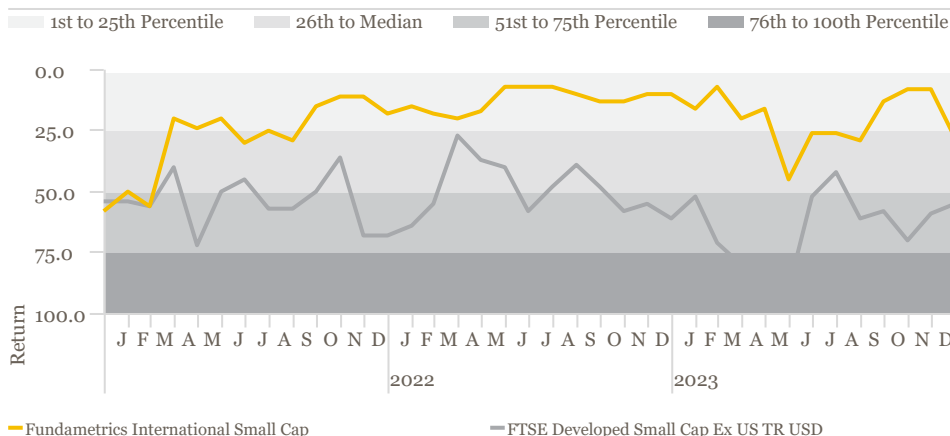
Returns

Calculation Benchmark: FTSE Developed Small Cap Ex US TR USD

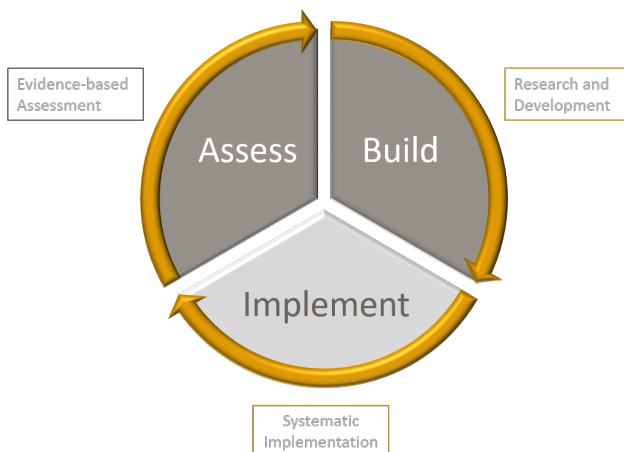


Rolling 1 Year Return Peer Group Rank

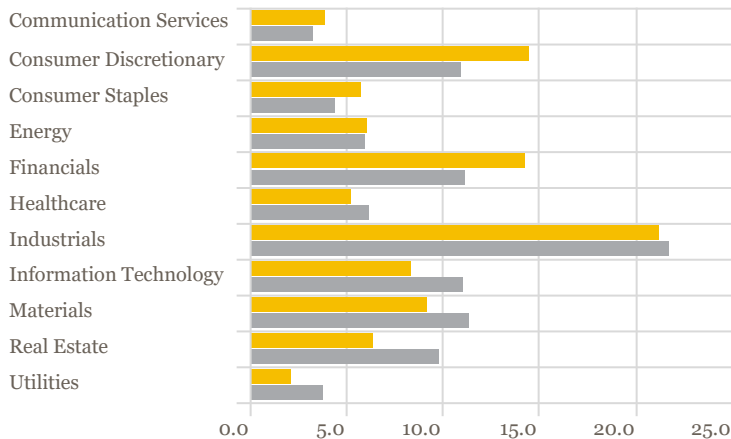
Peer Group (5-95%): Separate Accounts - U.S. - Foreign Small/Mid Blend Rolling Window: 1 Year 1 Month shift Calculation Benchmark: FTSE Developed Small Cap Ex US TR USD



Fundametrics Research Process:

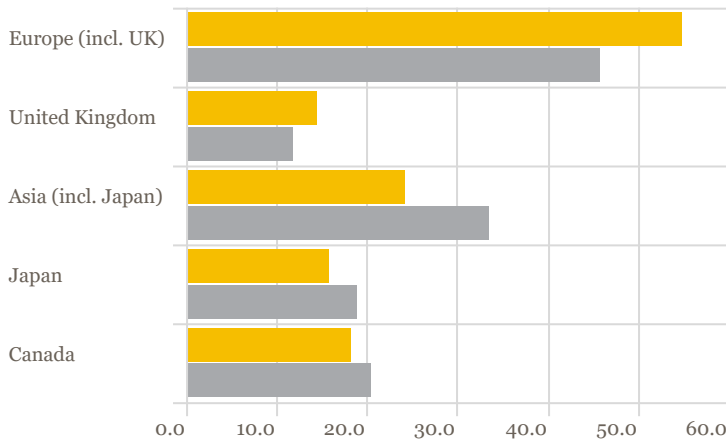


Sector Allocation v. Benchmark (%)



■ Fundametrics International Small Cap ■ FTSE Developed Small Cap Ex US TR USD

Region Allocation v. Benchmark (%)



■ Fundametrics International Small Cap ■ FTSE Developed Small Cap Ex US TR USD

Portfolio Statistics

	Portfolio	FTSE Dev Sm Cap
P/E - TTM	13.89	28.40
P/E - Forward	13.16	19.43
P/FCF	26.92	5.62
P/B	1.95	1.35
Return on Equity TTM(Weighted Average)	14.28	13.39
Market Cap (in Mil)	2,262	3058
# of Holdings(Count)	205	2,453
Active Share	87.40	

Performance / Risk Statistics

	Portfolio	FTSE Dev Sm Cap
Return	6.63	2.98
Std Dev	27.65	26.97
Alpha	3.62	0.00
Beta	1.02	1.00
Information Ratio (arith)	1.03	
Up Capture Ratio	111.83	100.00
Down Capture Ratio	95.49	100.00
Tracking Error	3.55	0.00

GIPS Report

(1) THE FIRM

For the purpose of complying with the Global Investment Performance Standards (GIPS®), the "Firm" is defined as CornerCap Investment Counsel, Inc. ("CornerCap"), an independent investment advisor registered under the Investment Advisers Act of 1940, specializing in equity management for mutual funds, separate clients, wrap accounts, and institutional clients.

(2) GIPS® PERFORMANCE STANDARDS

CornerCap claims compliance with the Global Investment Performance Standards (GIPS®) and has prepared and presented this report in compliance with the GIPS standards. CornerCap has been independently verified for the periods January 1, 2002 through December 31, 2021. The verification report(s) is/are available upon request. A firm that claims compliance with the GIPS standards must establish policies and procedures for complying with all the applicable requirements of the GIPS standards.

Verification provides assurance on whether the firm's policies and procedures related to composite and pooled fund maintenance, as well as the calculation, presentation, and distribution of performance, have been designed in compliance with the GIPS standards and have been implemented on a firm-wide basis. Verification does not provide assurance on the accuracy of any specific performance report.

Policies for valuing portfolios, calculating performance, and preparing GIPS Reports are available upon request.

(3) BASIS OF COMPOSITE PRESENTATION

CornerCap includes all fee-paying, discretionary equity portfolios with a market value greater than \$100,000 in its composite performance calculations.

Accounts no longer under management are included in the historical composites for the periods they were under management and are excluded in the month of termination.

The annual composite dispersion presented is an asset-weighted, gross-of-fees standard deviation calculated for the accounts that were in the composite the entire year.

(4) SIGNIFICANT ACCOUNTING POLICIES

Performance calculations have been prepared on a daily basis for each portfolio. The daily returns are linked and asset weighted to calculate annual composite total returns.

Valuations and returns are computed and stated in U.S. dollars. The rates of return are not indicative of future performance. The qualitative circumstances surrounding the financial securities environment should be considered.

(5) FUNDAMETRICS® INTERNATIONAL DEVELOPED SMALL-CAP EQUITY COMPOSITE

The Fundametrics® International Developed Small-Cap Equity Composite was created December 31, 2019, based on an inception date of December 31, 2019. The composite contains fully discretionary accounts that invest primarily in international equity developed markets, following a buy and sell philosophy driven by a strict adherence to the advisor's quantitative research. For comparison purposes it is measured against the FTSE Developed Small-Cap (ex-US) Total Return Index.

(6) MANAGEMENT FEES

Gross performance results for the Fundametrics® International Developed Small-Cap Equity Composite have been calculated before management fees. Net performance results have been calculated using actual management fees.

Fundametrics® International Developed Small-Cap Equity Institutional Accounts

1.00% on the first \$10,000,000
0.90% on the next \$10,000,000
0.85% on the balance over \$20,000,000

Standard Private Accounts

1.00% on the first \$3,000,000 of assets under management
0.75% on the next \$7,000,000 of assets under management
0.50% over \$10,000,000 of assets under management

(Non-Profit Fee Schedule: 0.85% on the 1st Tier)

(Sub-Advisor Fee Schedule: 0.75% on the 1st Tier)

Actual investment fees incurred by clients may vary.

Returns are presented gross and net of management fees and include the reinvestment of all income.

GIPS® is a registered trademark of CFA Institute. CFA Institute does not endorse or promote this organization, nor does it warrant the accuracy or quality of the content contained herein.